








## Product Sheet

**Part Number:** CTSEM 06 L



<b>Family</b>	CLASS insert series
<b>Version</b>	with terminal block, spring terminal connection
<b>Series</b>	CTSE
<b>Product type</b>	with male contacts
<b>Type</b>	left side mounting
<b>Model</b>	male insert
<b>Reference standard</b>	EN 61984 (2001-11)
<b>Contact type</b>	silver plated
<b>No. of poles</b>	6 poles + 
<b>Voltage (V)</b>	500V
<b>Current (A)</b>	16A (A.C./D.C.)
<b>Wire section</b>	0,14mm <sup>2</sup> - 2,5mm <sup>2</sup>
<b>Awg size</b>	26 - 14
<b>Quality mark</b>	    

The information and the dimensions contained are not binding and may be changed without prior notice.  
The drawing's dimensions are in mm.

<b>IP degree of protection</b>	degree of protection IP20 without enclosure, IP65, IP66, IP67 (EN 60529) and IP69K (DIN 40050 - 9) with enclosure
<b>Fixing centre distance</b>	size "44.27" only bulkhead mounting housing
<b>Impulse withstand voltage</b>	6kV
<b>Pollution degree</b>	3

**Notes**



CTSEF/M 06 L/R inserts

- characteristics according to EN 61984:  
16A 500V 6kV 3 (CTE - CTSE)  
16A 400/690V 6kV 2 (CTSE)
- can be mated with CNE, CCE, CCS, CSE, CSH inserts
- inserts may be fitted from front of enclosure
- UL, CSA, CCC, GL, GOST certified (CTSE)
- rated voltage according to UL/CSA: 600V
- insulation resistance: > 10 GOhm
- ambient temperature limit: -40 °C ... +125 °C
- are made of self-extinguishing thermoplastic resin UL 94 V0
- mechanical life: > 500 cycles
- contact resistance: < 4 mOhm
- enclosures (only bulkhead mounted housing): size 44.27:  
C-TYPE IP65/IP66  
C7 IP67 stainless steel lever  
V-TYPE IP65/IP66 stainless steel lever  
T-TYPE IP65 insulating  
JEI zinc-plated steel lever  
BIG hoods  
W-TYPE aggressive environments  
EMC

The information and the dimensions contained are not binding and may be changed without prior notice.  
The drawing's dimensions are in mm.